

# Lighthouse News


Volume 8, Issue 1

## Watch Night



### upcoming events:

Friday Prayer 2  
100 Fold 4  
Men's Prayer 4  
Church Fast 12-25  
Women's Prayer 13  
Women's Prayer 27



As you walked into the main door, you were greeted by a host of balloons. Blue and white balloons with long, deep blue curling ribbon covered the ceiling as if they were drifting in mid air. Upon entering the sanctuary, a certain excitement could be felt. Everyone was seated waiting for the festivities to commence.

The night began as the prayer team and the audience bathed the room in prayer. Next, we took part in the Lord's supper as we thought about the sacrifices He made for us. As the evening progressed, we got our praise on with our girl dancers. Our little "cheerleaders" danced to the song Victory. Continuing through the night, "Daril", and Jessie Davis rapped about dancing for Jesus. The youth choir and The Triggs both blessed us with a song. The crowd continued to worship as the Mime group danced unto the Lord. Before the night was over, we were celebrating with the Lighthouse Choir.

Introducing their new songs they wrote, the choir helped to fuel the night with an atmosphere of praise.

As the countdown began, Bishop Walker took his position on the stage. People started rushing to the front to run around blessed boulevard. Yes, we ushered in the new year with praise and thanksgiving. We survived another year. At the close of the night, or should I say morning ....the balloons slowly began to fall like snowflakes on a cold wintry day. The children grabbed handfuls of balloons to take home; even some of the adults whisked them away to take as temporary souvenirs. Yes, what a night.

## Content

New Year's.....1  
Men's Party Time.....2  
Winter Extravaganza.....3  
Youth Awards.....4

# Men's Ministry...

## Connect & Grow

### Party Time!

*Somebody say, "Men's Ministry". That's right, the Lighthouse Men's Ministry team is always extremely busy during this time of year.*

*The activities crank up in November when it sponsors families for Thanksgiving. This year five families were blessed with various food items including tasty turkeys and heavenly hams.*



In December, the men's ministry turns around and provides needy families with food and toys. This year four families received exciting toys for their children and one family received delicious food. There are so many people who are in need during this time of the year; the men just wanted to be a blessing and help. Every year they donate their time and money to assist deserving families. "It makes you feel good to be able to bless someone during the holiday season and to bring a smile on their faces", comments Greg Boxley.

Not only does the men's ministry serve the community, but it also ministers to its members. Another annual event for this ministry is the Christmas fellowship. This year's celebration was awesome. Catering was provided by BBQ West and man, it was scrumptious. The men enjoyed wholesome fellowship, games and a hilarious video of comedian Broderick Rice. The men were able to compete and win prizes. It was such a pleasurable experience.

So if you are looking for a dynamic ministry designed specifically to meet the needs of men, this is the committee for you.


For more information on how you can become involved with the men's ministry, especially 1<sup>st</sup> Sunday prayer that's held on each 1<sup>st</sup> Sunday @ 7:30 a.m., please contact Bro. Greg Boxley or Chris Houston.

By Damon Nailer


# The Ladies'

# Winter

# Extravaganza



Picture this... the youth sanctuary decorated in bright festive colors, round tables covered with burning votive & tea lite candles and soft music playing in the background. Minute by minute the room was filled with warm bodies as the sound of small conversations filled the air. That's how the winter extravaganza started out. Everyone mingled and enjoyed each other's company, but once the games started the room became filled with loud laughter.



The décor and food stemmed from the Mexican theme, Feliz Navidad. There was so much food and it was delicious. We had a huge, tender & juicy brisket, wings, Jackie Hardy's famous chicken spaghetti, vegetables, dinner rolls, dessert and much more. We had a spread!!! We also had some mixed drinks...yep, sprite and cranberry juice garnished with fresh strawberries...yummy! Of course we didn't have the kind of drinks you thought, but you wouldn't know from the laughter that echoed out in the breezeway of the church.

Just as everyone got comfortable and picked the perfect seat, the first game required everyone to read a slip of paper they received at the door and learn their new Mexican name. Then, they were to find everyone else who had the same name and join them at a table. It was great! People were now sitting with people they hardly ever spent time with before and it was very rewarding. Sandra Holmes, one of our newest members said, "I really enjoyed the games and being able to connect with some of the other ladies in the church." We had quite a few visitors to join us that night; they seemed to really enjoy themselves as well and many of them won prizes.

After all the fun and games were over and the laughter started to ease, we dimmed the lights and joined hands for prayer and ended the night singing "Silent Night" by candle light.

Now what were you doing Saturday, December 6<sup>th</sup>? This year you may want to go ahead and clear your calendar for the 1<sup>st</sup> Saturday in December...because I'm sure you will not want to miss it in 2009!

By Regina Wafer





An awards ceremony was held on December 28th to honor our youth. The Lighthouse Church congratulates our youth for their good grades. Keep up the great work!!

4.0  
Chris Houston, Jr.  
Arielle Lain  
Moriah Houston  
Danere Nailor  
Zaccheus Mc Gee  
Minnisa Garrison

All S's  
Daylan Nailor  
Tia Perry  
Jason Garrison

3.5 or higher  
Marvin Cook, Jr.  
Mahogany Barnes  
Marion Wooten

B Average  
Krisha James  
Quentin Wafer  
Quinten Rutley

*Cooking with your Kids- Frozen Banana Treats*

Ingredients: 5 Bananas, 10 wooden popsicle sticks, 16 oz. Chocolate chips, candy sprinkles, crushed oreos, nuts, &/or cinnamon sugar

1. Line a sheet pan with waxed paper. Peel bananas and cut in half; insert popsicle sticks and freeze on pan for 1 hour.
  2. Place the chocolate chips in a microwave safe bowl and cook on high until melted - about 50 seconds, stirring every 30 seconds until smooth.
  3. Dip the banana slices in the chocolate, then roll them in other ingredients as desired
- Makes 10 treats

**The Lighthouse**

513 Sunnyside Drive  
Monroe, LA 71202

*Bishop Alvin Walker, Pastor*

Phone: (318) 387-0686  
Fax: (318) 387-0634

Visit us at  
[www.lighthousemonroe.com](http://www.lighthousemonroe.com)

**The Lighthouse  
newsletter**

**Executive Editor**  
Necole Nailor

**Contributing Editor**  
Damon Nailor

**Writers**  
Sarita Daniel  
Jennifer Louis  
Regina Wafer